



District Report Card: 2017


State: Haryana	District: Jhajjar
Class: 5	Subject: Language
Schools: 61	Students: 965


Participation/Coverage


Students

<div>GENDER</div> <div></div>	Boys		Girls	
	Number	%	Number	%
	499	51.71	466	48.29

<div>AREA</div> <div></div>	Rural		Urban	
	Number	%	Number	%
	799	82.80	166	17.20

<div>CATEGORY</div> <div></div>	SC		ST		OBC		GEN	
	Number	%	Number	%	Number	%	Number	%
	404	41.87	1	0.10	229	23.73	331	34.30

<div>CWSN</div> <div></div>	LD	VI	HI	S&LD	ID	Oth
	1	1	2	3	5	3

<div>Management</div> <div></div>	Government		Government-aided	
	Number	%	Number	%
	923	95.65	42	4.35

Average Performance of Students in Language (%)

Overall	Gender		Area		Management		Social Group			
	Male	Female	Rural	Urban	Govt.	Aided	SC	ST	OBC	GEN
63.27	63.11	63.43	66.41	48.15	64.02	46.83	62.95	80.00	63.93	63.14

Performance on Learning Outcomes (LOs)

Learning Outcomes	Description	Average Performance(%)
L504	Reads and comprehends independently storybooks, news items/ headlines, advertisements etc.	62.01
L508	Reads text with comprehension, locates details and sequence of events	63.90

Range of Performance of Students who Answered Correctly							
Below 30%		30% - 50%		50% - 75%		Above 75%	
Number	%	Number	%	Number	%	Number	%
110	11.40	166	17.20	317	32.85	372	38.55

Lowest Performing Learning Outcomes (LOs)

- 1 - Reads and comprehends independently storybooks, news items/ headlines, advertisements etc. (62.01)
- 2 - Reads text with comprehension, locates details and sequence of events (63.90)